



# CLAY COUNTY






# SCHOOL SYSTEM SNAPSHOT: 2020 EDITION\*

P.O. Box 278 | Ashland, AL 36251 | (256) 396-1475

**Superintendent** William Walker

**Board Members** Blaine Lacy, Christopher L. Jackson, Lorri R. Allen, Shane Davidson, Bruce Sims

## By the Numbers

	<b>Schools<sup>1</sup></b> .....	<b>4</b>
	<b>Students/ADM<sup>2</sup></b> .....	<b>1,884</b>
	<b>Free &amp; Reduced Lunch</b> .....	<b>64%</b>
	<b>Community Eligibility Program</b> .....	<b>36%</b>
	<b>Number of Route Buses<sup>3</sup></b> .....	<b>38</b>
	State-Funded Buses <sup>4</sup> .....	<b>37%</b>
	Students Bused .....	<b>1,368</b>
	<b>Full-Time Employees</b> .....	<b>255</b>
	Teachers .....	<b>121</b>
	Principals/ Assistant Principals .....	<b>7</b>
	Counselors .....	<b>5</b>
	Librarians .....	<b>3</b>
	Other Certified Employees .....	<b>5</b>
	Support Personnel .....	<b>114</b>

<sup>1</sup> Schools with enrollment, including Alternative and Career Technical Education  
<sup>2</sup> Average Daily Membership  
<sup>3</sup> Data collected in FY16 and used for FY18 funding  
<sup>4</sup> Percent of school system bus fleet renewal eligible for state funding  
<sup>5</sup> Calculation excludes Transportation Fleet Renewal and Public School Fund Capital Outlay  
<sup>6</sup> 2017-2018 NEA Rankings of the States



**\$1,228,927**

Cost of One Month's  
Operation<sup>5</sup>

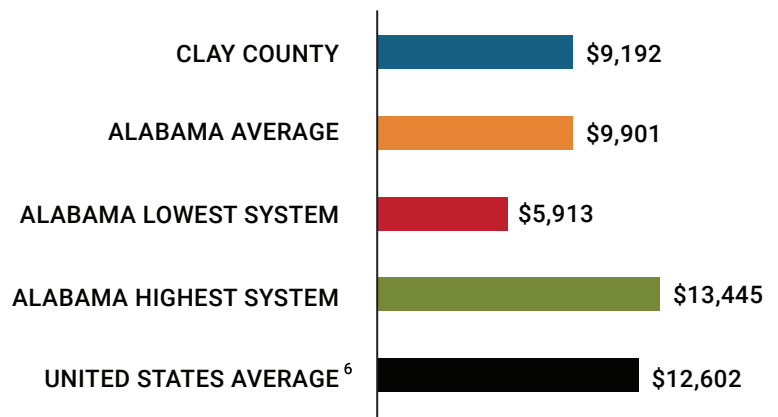


**1.24**

Number of Months  
Reserve Balance

## Compare Your School System

Total Per-Pupil Expenditures (PPE)



## Clay County

Per Pupil Expenditures

Federal PPE Rank ..... **75**

State PPE Rank ..... **33**

Local PPE Rank ..... **124**



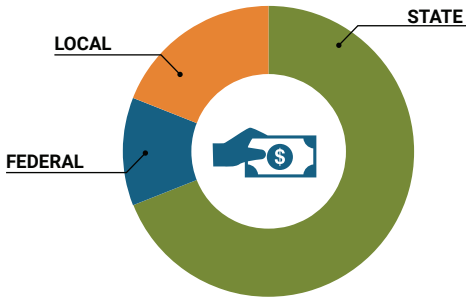
Per Pupil Expenditures among 137 systems

**OVERALL SYSTEM RANK 107**

\* THIS REPORT INCLUDES FISCAL YEAR 2018 DATA

# School System Revenue

## How was your school system funded?<sup>1</sup>



\$13,025,309	STATE	70%
\$2,172,197	FEDERAL	12%
\$3,463,840	LOCAL	19%
— \$997,890	Local 10-Mill Match	
<b>\$2,465,950</b>	<b>AVAILABLE LOCAL REVENUE</b>	

VALUE OF 1-MILL  
For Your School System

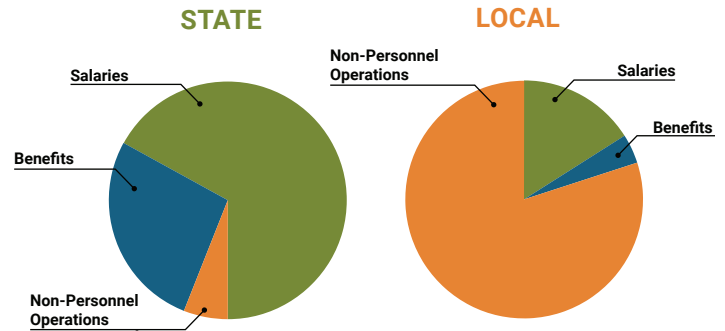
**\$99,789**

# School System Spending

## How did your school system spend state & local dollars?<sup>1</sup>

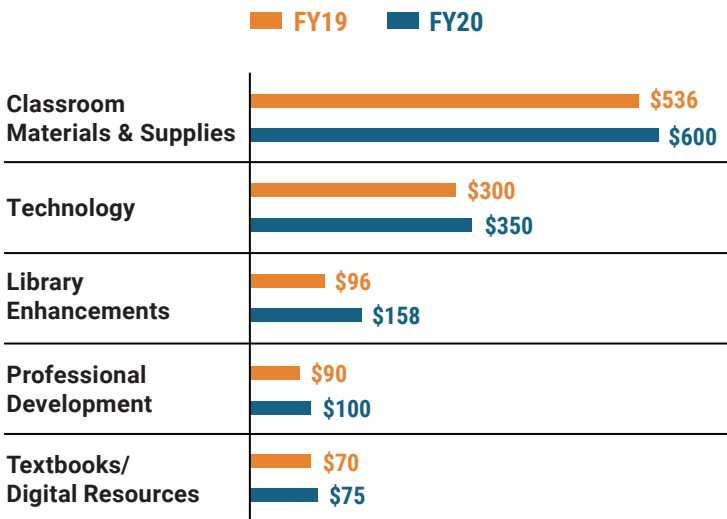
	STATE SPENDING <sup>2,3</sup>	LOCAL SPENDING <sup>2</sup>
Salaries	\$8,517,511	\$346,190
Benefits	\$3,617,223	\$87,289
Non-Personnel Operations	\$748,634	\$1,727,301
<b>TOTAL</b>	<b>\$12,883,368</b>	<b>\$2,160,781</b>

<sup>1</sup> Revenues and expenditures may contain nominal variances  
<sup>2</sup> Does not include debt service or capital outlay  
<sup>3</sup> Includes 10-mill match

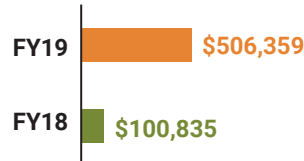


**Only 6% of state funding goes to Non-Personnel Operations**

# Instructional Support



# Educational Advancement & Technology Fund<sup>4</sup>



<sup>4</sup> These one-time supplemental funds may be used for repairs and deferred maintenance, classroom instructional supplies, insurance for facilities, transportation, technology and school safety measures.

# System Debt

**TOTAL DEBT<sup>5</sup>**  
**\$7,516,290**

**DEBT PER STUDENT**  
**\$3,990**

<sup>5</sup> The debt totals in system audit reports may differ due to audit adjustments



ALABAMA  
ASSOCIATION OF  
SCHOOL BOARDS

Sally Smith, J.D.  
Executive Director

Lissa Tucker, J.D.  
Director of Government Relations

43 South Jackson Street  
Montgomery, Alabama 36104

1-800-562-0601 | AlabamaSchoolBoards.org

@AlaSchoolBoards Facebook.com/AlabamaSchoolBoards